



# V420-S

Electric Lateral Tilt Bed



**Caretek** is a global supplier of medical devices, services and solutions that improve quality of life for people with reduced mobility and age-related health challenges. All Caretek medical beds are designed in our Australian R&D Centre, located in Perth, Western Australia. Our engineering team strictly follows IEC world standards in the design process ensuring safe, innovative, high quality products that provide convenience to user and carer alike.



## V420-S Electric Lateral Tilt Bed

The Caretek **V420-S** bed is an electronically operated acute care bed with a range of functions and positional movements that assist in the care of patients and procedures. Ease of use, functionality, serviceability and cleaning practicality are key features of the bed.

Designed to comply with International standard **IEC 60601-2-52**, the V420-S bed has a fabricated steel structure with a powder coated finish. The plastic components are made from urethane, PP, POM, nylon and ABS plastic.

### **Clinical Applications and Area of Use:**

The bed is appropriate for high dependency patients who pose a moving, weighing and handling risk and or whose clinical condition requires that they are positioned with minimal physical handling.



# V420-S

## Electric Lateral Tilt Bed



### Standard Features:

- ◆ Chair position, EPP function, Auto contour positioning
- ◆ CPR quick release retracting back rest
- ◆ CPR bed levelling (electronic)
- ◆ Integrated digital weighing system
- ◆ Smooth, quiet actuator system
- ◆ Battery back-up
- ◆ ABS vacuum formed removable deck panels
- ◆ X-RAY cassette fixed to backrest
- ◆ Four accessory sockets (two at head, two at foot)
- ◆ Removable HDPE head & foot panels
- ◆ Head & foot end buffer wheels
- ◆ Modern full length soft drop split side system
- ◆ LED under bed lighting
- ◆ 150mm central locking casters

### Embedded control for nurse and patient



### Nurse handset, ACOM cabled hook over attendant control panel



## Technical Specifications

### Basic Dimensions

Overall Length	2185 mm
Overall Length Base Extension Extended	2380 mm
Overall Width	1030 mm
In Bed Dimensions (Inside Panel to Inside Panel) (Inside Mattress Retainer to Mattress Retainer)	L2030 x W860 mm
Deck Height Range	590 to 990 mm
Lateral Tilt Both Directions	0 to 25°
Trendelenburg & Reverse Trendelenburg Tilt (Electronic)	0 to 14°
Back Rest Angle Adjustment (Electronic)	0 to 65°
Knee Break Angle Adjustment (Electronic)	0 to 35°






### Product Weight (approximate)

Includes Side Rails Fitted	180 Kg
Safe Working Load (SWL)	250 Kg
Maximum Patient weight	185 Kg

### Electrical Data

Power in (Switch Mode Operating Voltage Range 100V to 240V - 50/60Hz MAX 3.9A
Duty Rating - Intermittent 10%, Max 2 Min / 18 Min
Electric Shock Protection - Class 1 Type B
Liquid Ingress Protection - IPX4
Internally Powered Equipment 2 x 12V Series Connected Batteries, Sealed Chargeable Lead/Acid Gel 1.2 amp hours

## Caretek (China) Medical PLC

 Add: Xiguakeng, Guanqiao Village, Shilou Town, Panyu District, Guangzhou City, Guangdong Province, P. R. China 511447  
 TEL: +8620 8484 6868   
  FAX: +8620 8484 7888   
  Web: [www.caretek.com.cn](http://www.caretek.com.cn)   
  Email: [sales@caretek.com.cn](mailto:sales@caretek.com.cn)

In the process of continuous product improvements, features and specifications may change from the categories details. For latest version please scan the QR code for an update. The copyright belongs to the brand of Caretek, and shall not be used without authorization.

09 / Aug / 2023-V2

